

**BALTIMORE COUNTY PUBLIC SCHOOLS**

**DATE:** February 23, 2010

**TO:** **BOARD OF EDUCATION**

**FROM:** Dr. Joe A. Hairston, Superintendent

**SUBJECT:** **BALTIMORE COUNTY PUBLIC SCHOOLS' (BCPS) COLLEGE ATTENDANCE AND MARYLAND SCHOLARS**

**ORIGINATOR:** Tom Rhoades, Executive Director  
Department of Research, Accountability, and Assessment

**RESOURCE PERSONS:** Tamela Hawley, Director  
Department of Research, Accountability, and Assessment

**INFORMATION**

To share the results of the National Student Clearinghouse Student Tracker Data, and the BCPS College Attendance and Maryland Scholars Data with the Board of Education.

\* \* \* \* \*

Attachment I – National Student Clearinghouse Executive Summary 2009  
Attachment II – PowerPoint Presentation



# **Results of Student Tracker Study from the National Student Clearinghouse**

## **2009 Data Summary**

**October 21, 2009**

Department of Research, Accountability, and Assessment  
Dr. Thomas Rhoades  
Executive Director

Office of Research  
Dr. Tamela H. Hawley, Director  
Dr. Renard A. Adams, Coordinator  
Dr. Gary L. Brager, Supervisor  
Samantha Murray, Specialist  
Everett Elliott, Resource Teacher

## Executive Summary

The National Student Clearinghouse is a nonprofit organization that collects and verifies student academic achievement in higher education on a national level. The Clearinghouse provides school districts, universities, and agencies information about students' educational outcomes.

The Clearinghouse has developed a partnership with Baltimore County Public Schools (BCPS) to track the post secondary achievement of our students. These outcomes include college attendance rates, first and second year college retention rates, and degree completion rates.

Highlights of the summary report include:

- The percentage of students who enrolled in college immediately after graduating from high school increased from 54% in 2002 to 61% in 2009.
- The percentage of students who enrolled in college within one year of graduating from Baltimore County Public Schools increased from 59% in 2002 to 63% in 2008<sup>1</sup>.
- Of the students who enrolled in college within the first year after graduating high school in 2007, 87% returned for a second year of college.
- The top five colleges of initial enrollment are: Community College of Baltimore County; Towson University; University of Maryland-College Park; University of Maryland-Baltimore County; and Stevenson University.
- Nine BCPS high schools had immediate college enrollment rates of 70% or above and nineteen high schools had second year college retention rates of above 70%.
- The college attendance rate has increased for students in all racial groups, male and female students, as well as FARMS and non-FARMS students.
- The college attendance rate increased for African American students by 8.6 percentage points from 49.0% in 2004 to 57.6% in 2008. For Hispanic students the college attendance rate increased by 10.8 percentage points from 41.3% in 2004 to 52.1% in 2008.
- Of students who have been out of high school since 2002, 31% have earned a college degree.

---

<sup>1</sup> Cohort 2009 had not been out of high school a full year at the time of this report and therefore should not be compared.

## National Student Clearinghouse Student Tracker Study Summary of 2009 Data for Baltimore County Public Schools

The National Student Clearinghouse is a nonprofit organization that collects and verifies student academic achievement in higher education on a national level. The Clearinghouse provides school districts, universities, and agencies information about students' educational outcomes.

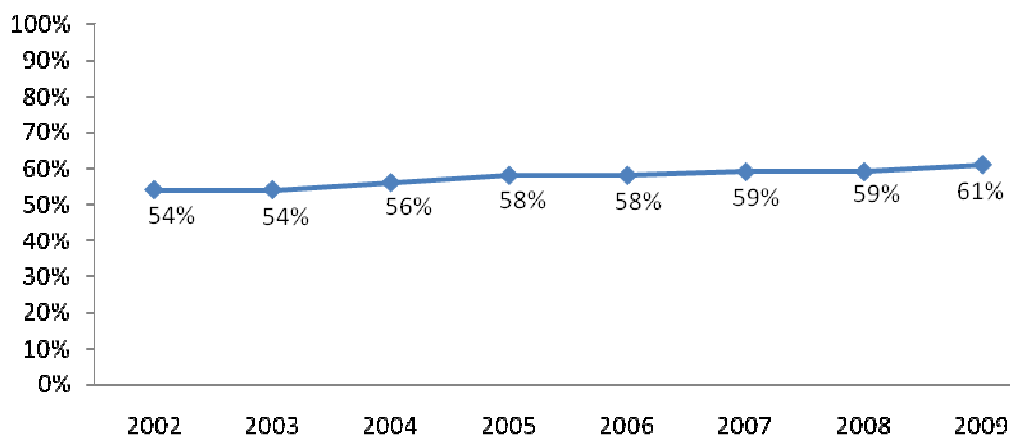
The Clearinghouse has developed a partnership with Baltimore County Public Schools (BCPS) to track the post secondary achievement of our students. These outcomes include college attendance rates, first and second year college retention rates, and degree completion rates.

The following report represents data collected from BCPS graduates starting with the year 2002 and ending with the year 2009.

### *District Level Results*

The percentage of students from BCPS enrolling in college immediately following high school graduation has increased over the span of five years from 56% for the graduating class of 2002 to 61% for those who graduated in 2009. A more detailed analysis of the 2009 graduates reveals that 27% of the graduates attended 2-year institutions and 34% percent attended 4-year institutions (totaling 61%) and 39% of 2009 graduates did not attend college immediately out of high school. In addition, 12% of the 2008 graduates attended a private college and 15% percent enrolled in institutions outside of the state of Maryland.

**Percent of Students Enrolled in College the Fall Immediately  
Following Graduation From High School (District Wide)**



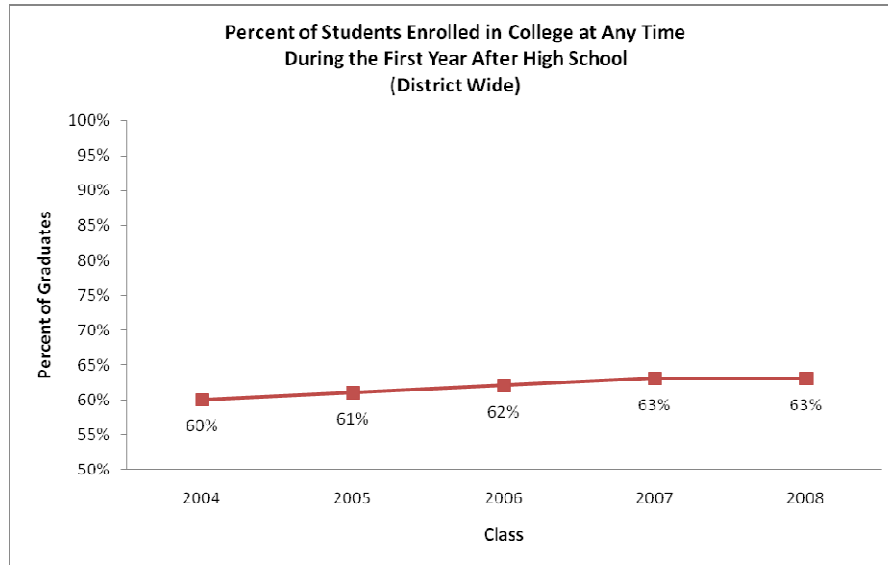


---

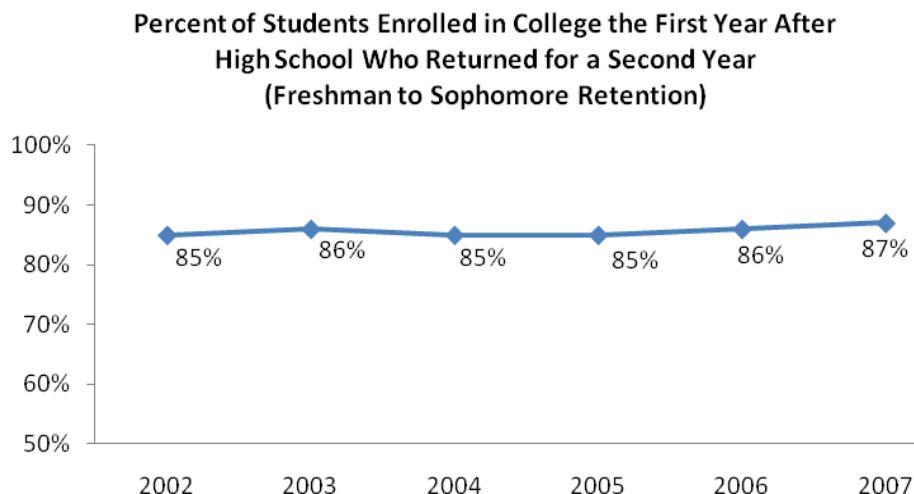
## Results of Student Tracker Study from the National Student Clearinghouse Baltimore County Public Schools

---

As the year after high school progresses, more BCPS graduates enroll in college. The percentage of students who enroll in college during the first year after high school increased from 60% in 2004 to 63% in 2008<sup>2</sup>.



Moreover, BCPS graduates who enroll in college within the first year after high school demonstrate high levels of retention entering their sophomore year. For the class of 2002, 85% of BCPS graduates who enrolled in college within the first year after high school returned for a second year. For the class of 2007, the second year retention rate increased to 87%.



---

<sup>2</sup> Cohort 2009 had not been out of high school a full year at the time of this report and therefore should not be compared.

---

## Results of Student Tracker Study from the National Student Clearinghouse Baltimore County Public Schools

---

BCPS graduates enroll in a variety of schools, both in- and out-of-state. The top five colleges that BCPS graduates enroll in initially are:

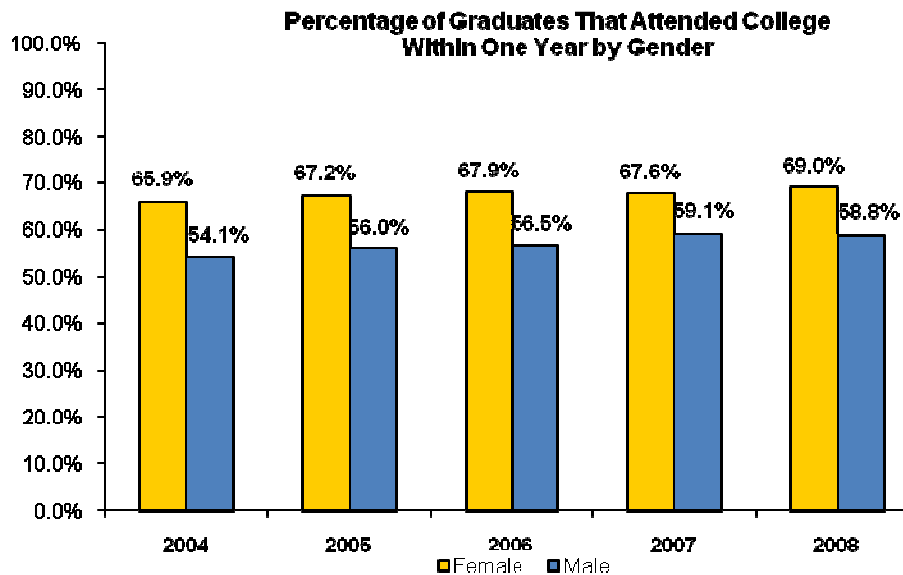
1. Community College of Baltimore County
2. Towson University
3. University of Maryland-College Park
4. University of Maryland-Baltimore County
5. Stevenson University

The top five out-of-state colleges in which graduates enroll initially are:

1. York College of Pennsylvania
2. University of Delaware
3. West Virginia University
4. Pennsylvania State University
5. Virginia Polytechnic Institute and State University

### *Attendance Rates by Demographic Characteristics*

The college attendance rates have increased over the years for certain demographic groups. The percentage of female graduates that attended college within one year after graduating from high school has increased from 65.9% in 2004 to 69.0% in 2008. Similarly, the attendance rates for males increased from 54.1% in 2004 to 58.8% in 2008.

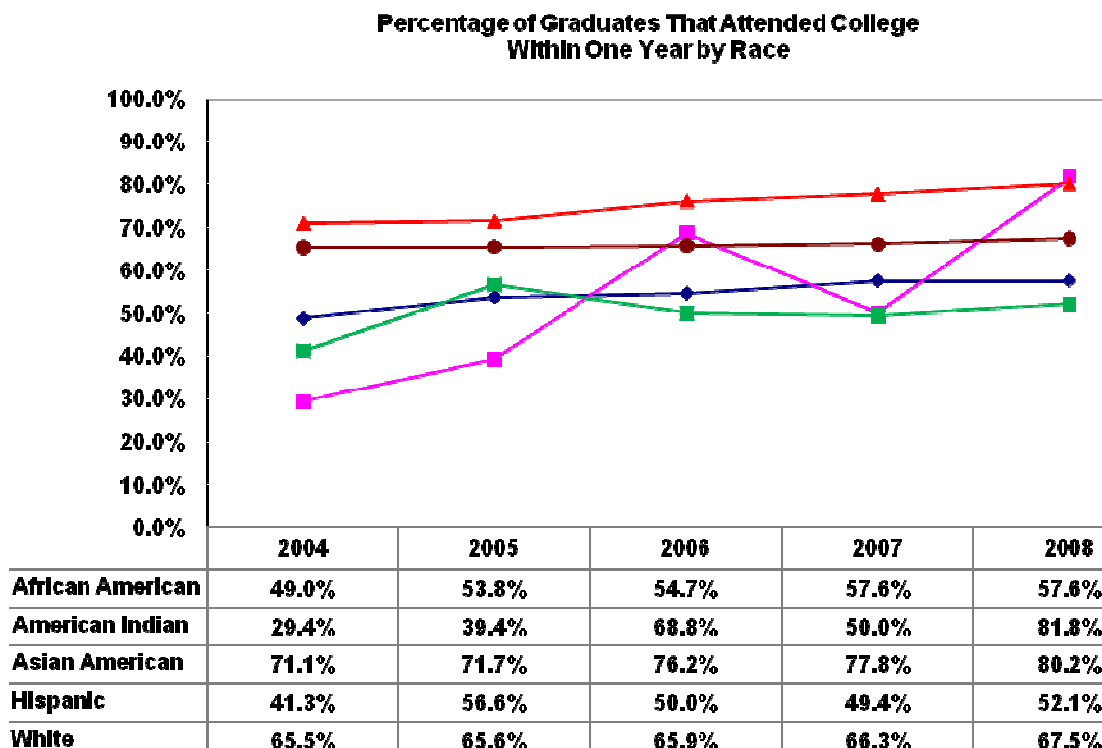


---

**Results of Student Tracker Study from the National Student Clearinghouse  
Baltimore County Public Schools**

---

Dramatic increases in the percentage of BCPS graduates who attended college within the first year were documented for minority students from 2004 to 2008. For African American graduates, the percentage who attended college within the first year increased from 49.0% in 2004 to 57.6% in 2008. Similar increases were documented for American Indian students (29.4% to 81.8%), Asian American students (71.1% to 80.2%), and Hispanic students (41.3% to 52.1%). For white students, the percentage of graduates attending college within one year increased from 65.5% in 2004 to 67.5% in 2008.

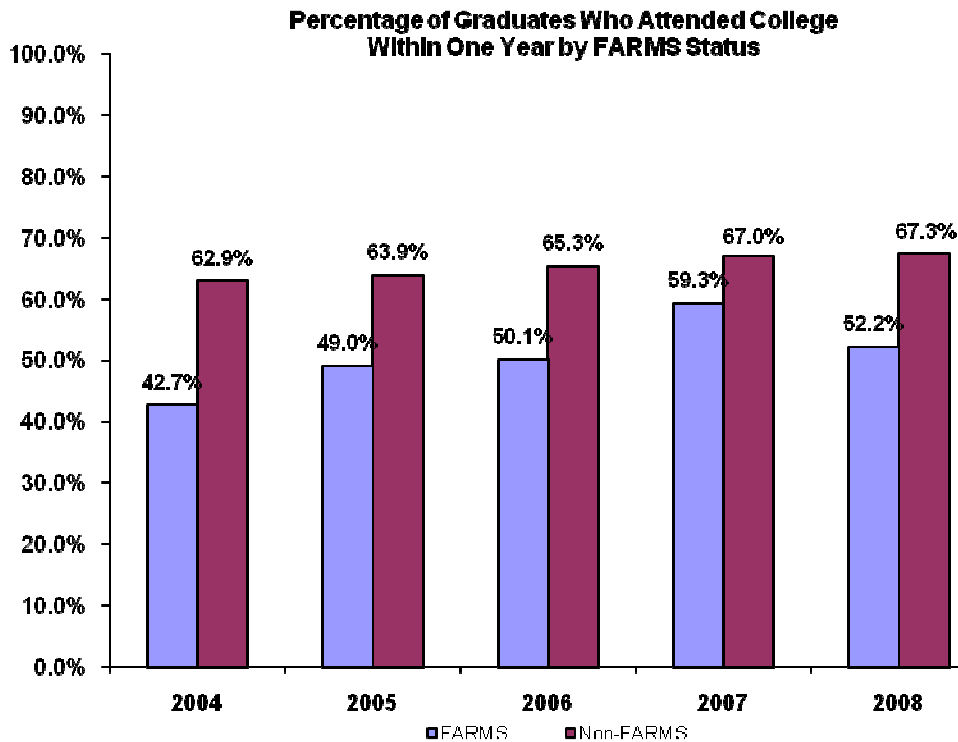


Although the percentage of FARMS eligible students who attended within the first year after graduating from BCPS high schools is consistently about 10 points lower than that of non-FARMS students, the increase over five years is higher. In 2004, 42.7% of FARMS students attended college within the first year after graduation. In 2008, that percentage had increased by almost ten points to 52.2%. For non-FARMS students, the college attendance rate increased from 62.9% in 2004 to 67.3% in 2008, an increase of a little over four percentage points.

---

**Results of Student Tracker Study from the National Student Clearinghouse  
Baltimore County Public Schools**

---



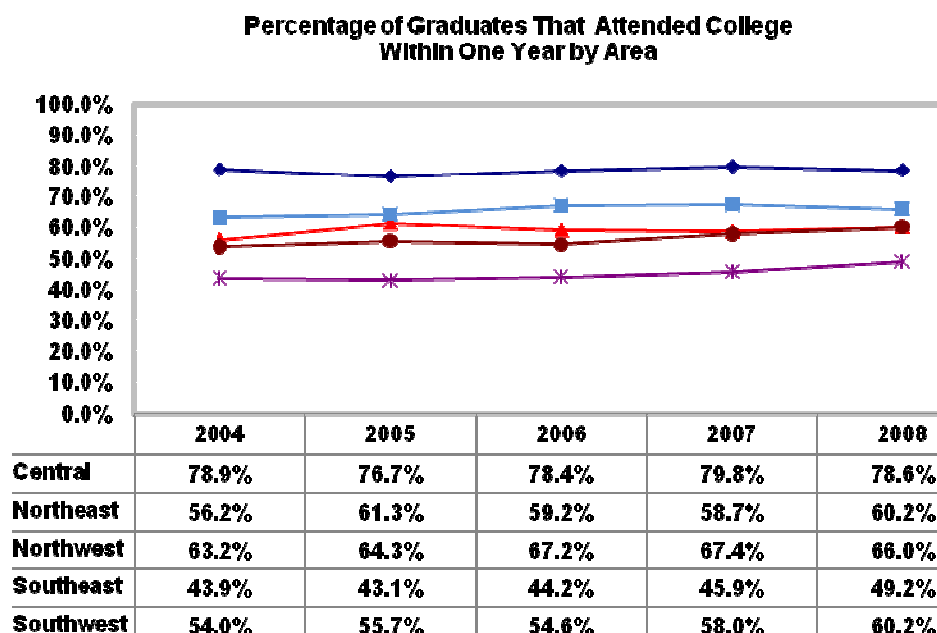
### *Attendance Rates by Area*

The college attendance rates have increased during the time period from 2004 to 2008 for students in four out of five of the BCPS areas. The Southwest Area had the highest change, from 54.0% in 2004 to 60.2% in 2008, an increase of 6.2 percentage points. The Southeast Area increased 5.3 percentage points, from 43.9% in 2004 to 49.2% in 2008. The attendance rates increased by four percentage points in the Northeast, from 56.2% in 2004 to 60.2% in 2008 and by 2.8 percentage points in the Northwest from 63.2% in 2004 to 66.0% in 2008. The Central Area, having the highest college attendance rate (78.6% in 2008), remained relatively stable over the five years.

---

**Results of Student Tracker Study from the National Student Clearinghouse  
Baltimore County Public Schools**

---



### *School Level Results*

Individual school results are presented by area on the charts that follow this executive summary. Of note, nine schools tout college enrollment rates immediately after graduation equal to or greater than 70%. These schools are: Carver, Dulaney, Eastern Tech, Franklin, Hereford, Loch Raven, Pikesville, Towson, and Western Tech.

Although some BCPS high schools do not have the highest immediate enrollment rates, those students who enroll in college, stay in college at impressively high rates. Nineteen BCPS high schools graduated students with second year college retention rates of better than 70%. Ten schools had second year college retention rates of 90% or better. The following table lists the nineteen schools with their retention rates are listed in descending order.

---

**Results of Student Tracker Study from the National Student Clearinghouse  
Baltimore County Public Schools**

---

<b>Second Year College Retention Rates for High Schools with Rates of 70% or Higher  (Class of 2007)</b>	
<b>High School</b>	<b>Retention Rate</b>
Carver	95%
Dulaney	95%
Towson	94%
Franklin	94%
Eastern Tech	92%
Hereford	92%
Loch Raven	91%
Pikesville	91%
Western Tech	91%
Perry Hall	90%
Catonsville	89%
Owings Mills	87%
Kenwood	83%
Patapsco	83%
New Town	82%
Parkville	80%
Dundalk	79%

---

**Results of Student Tracker Study from the National Student Clearinghouse**  
**Baltimore County Public Schools**

---

Milford Mill	78%
Woodlawn	74%

# BCPS COLLEGE ATTENDANCE AND MARYLAND SCHOLARS DATA SUMMARY

## RESULTS FROM TWO INDEPENDENT SOURCES

Department of Research, Accountability,  
and Assessment



# BCPS BLUEPRINT FOR PROGRESS

- ◉ Mission: The Baltimore County Public Schools' mission is to provide a quality education that develops the content knowledge, skills, and attitudes that will enable all students to reach their maximum potential as responsible, life-long learners and productive citizens.
- ◉ Blueprint Goal 1: By 2012, all students will reach high standards, as established by the Baltimore County Public Schools and state performance level standards, in English/reading/writing, mathematics, science, and social studies.
- ◉ Blueprint Goal 5.3: All graduates will meet the college course entrance requirements for the University System of Maryland or the Maryland Career and Technology Education Career Completer Requirements or both (State Standard)

# THIS REPORT HAS TWO COMPONENTS

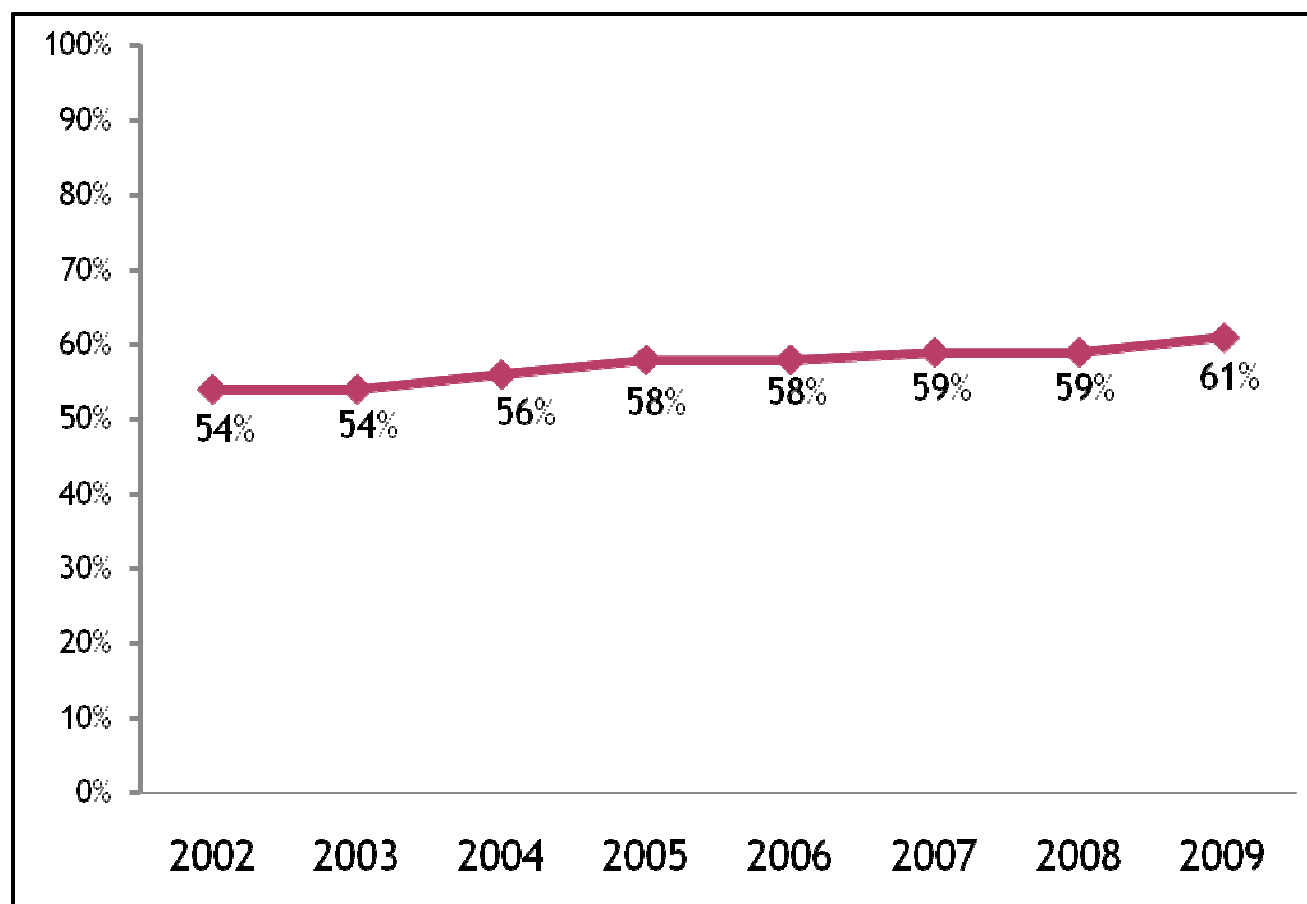
1. Student Tracker data as collected by the National Student Clearinghouse
2. Maryland Scholars data as developed for the Maryland Business Roundtable

These two independent reports will be discussed sequentially

# WHAT IS STUDENT TRACKER?

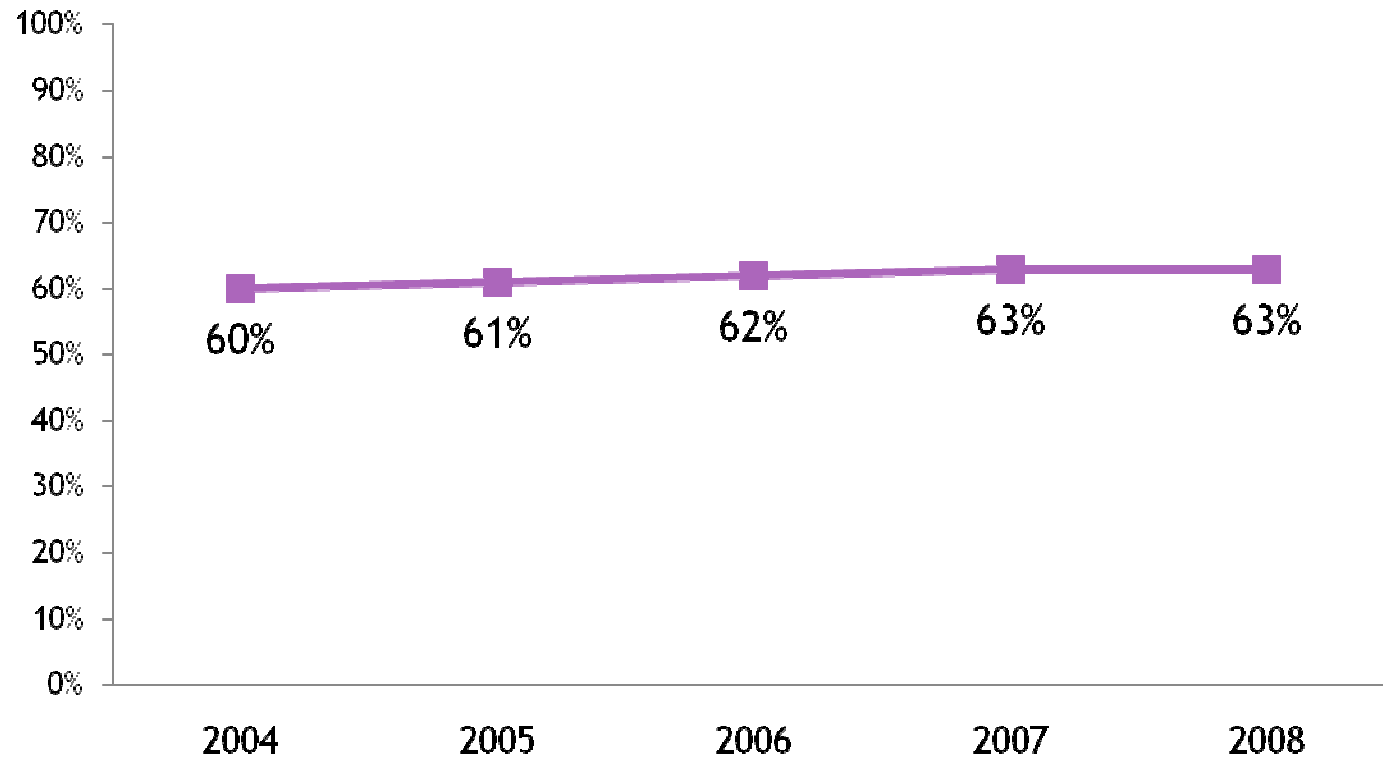
- ◎ The National Student Clearinghouse collects information on student achievement in higher education on a national level.
- ◎ Baltimore County Public Schools procured the Clearinghouse to track college attendance rates, first and second year college retention rates, and degree completion rates for BCPS graduates where ever they attend higher education in The United States.
- ◎ Today's report represents data collected from 2002 through 2009 graduates.

## Percent of Students Enrolled in College the Fall Immediately Following Graduation From High School



College attendance increased by 7 percentage points from 2002 to 2009

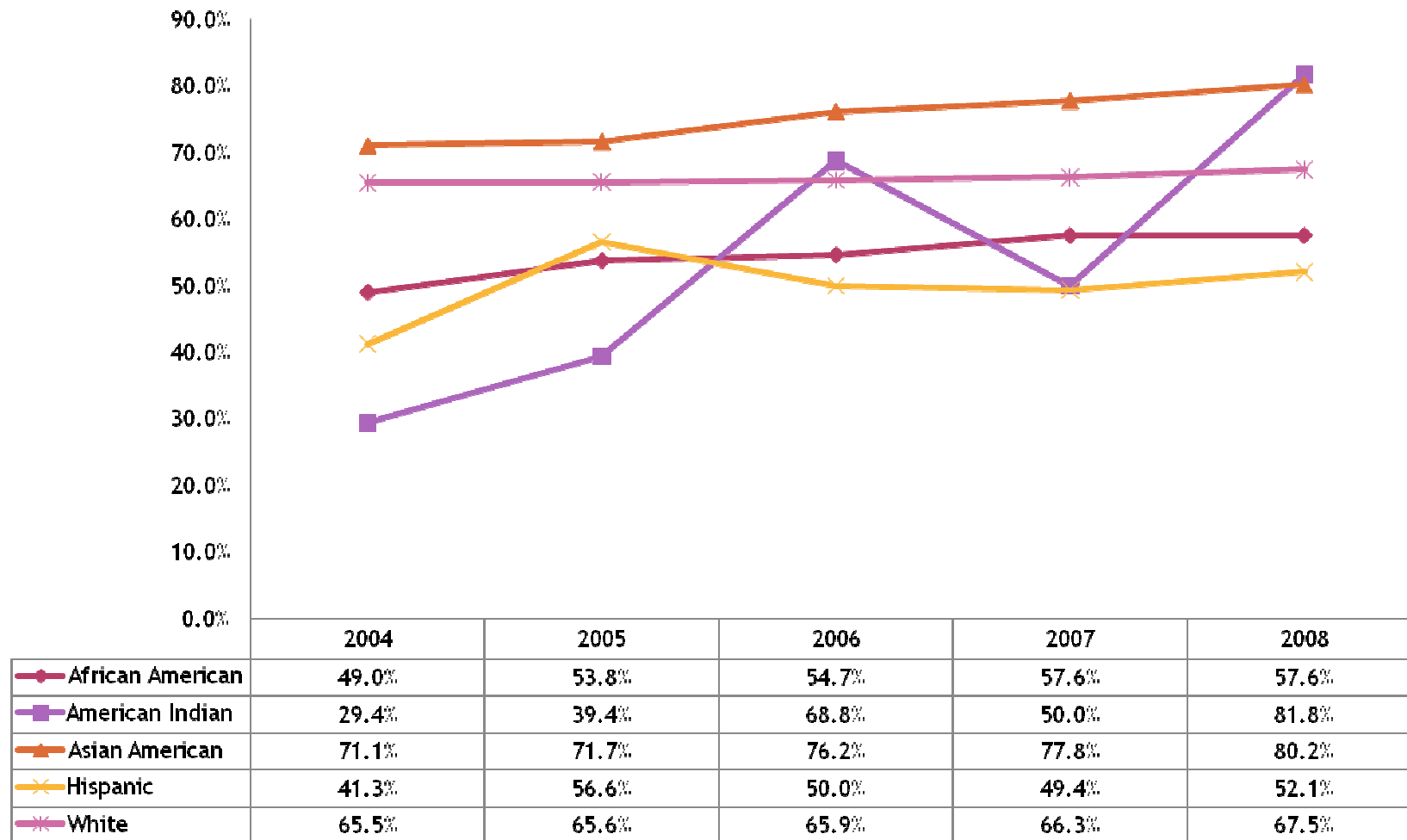
## Percent of Students Enrolled in College at Any Time During the First Year After High School\*



College attendance within one year increased by 3 percentage points

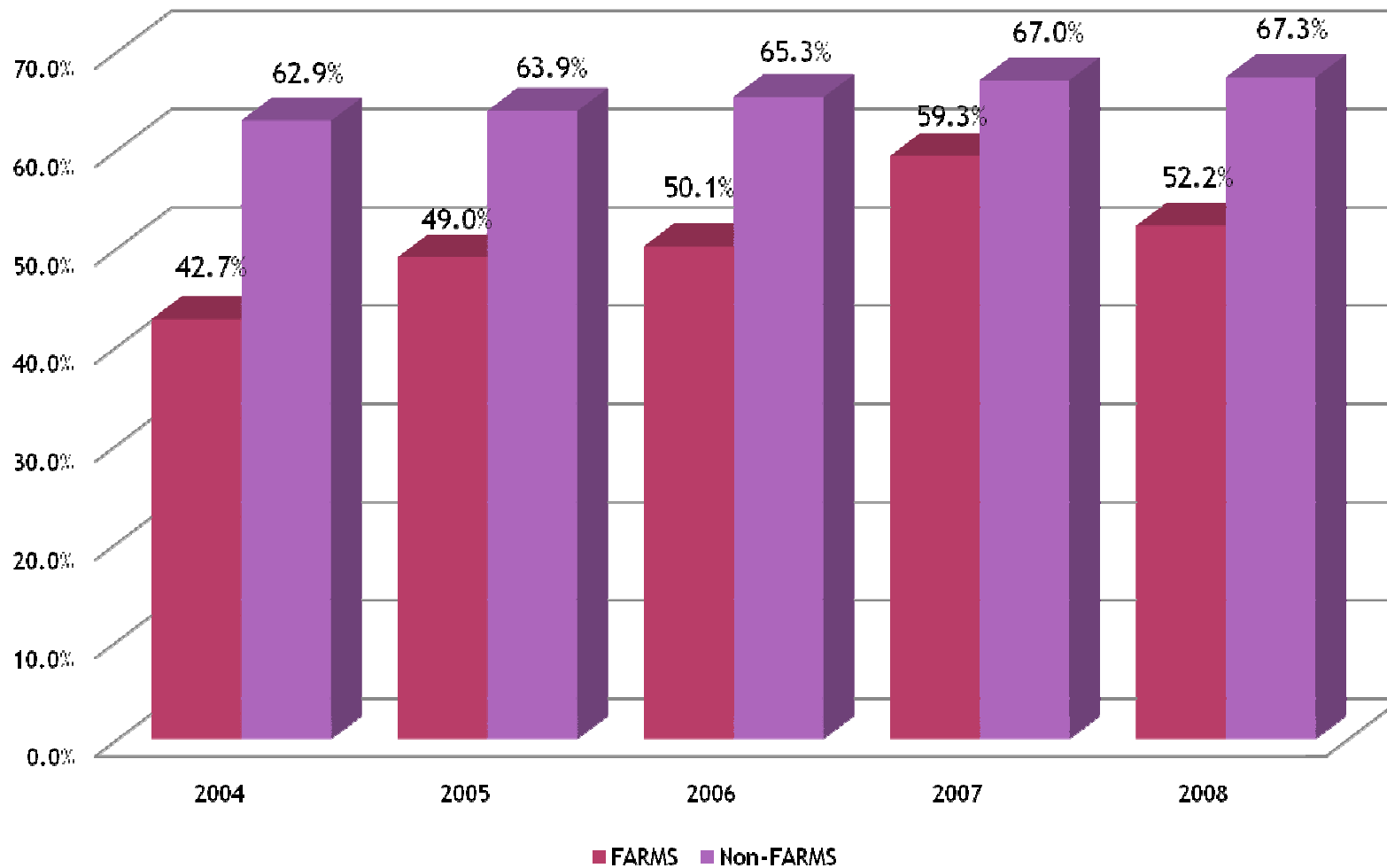
\*2009 data are not available until the end of the 2010 school year

## Percentage of Graduates that Attend College Within One Year by Race



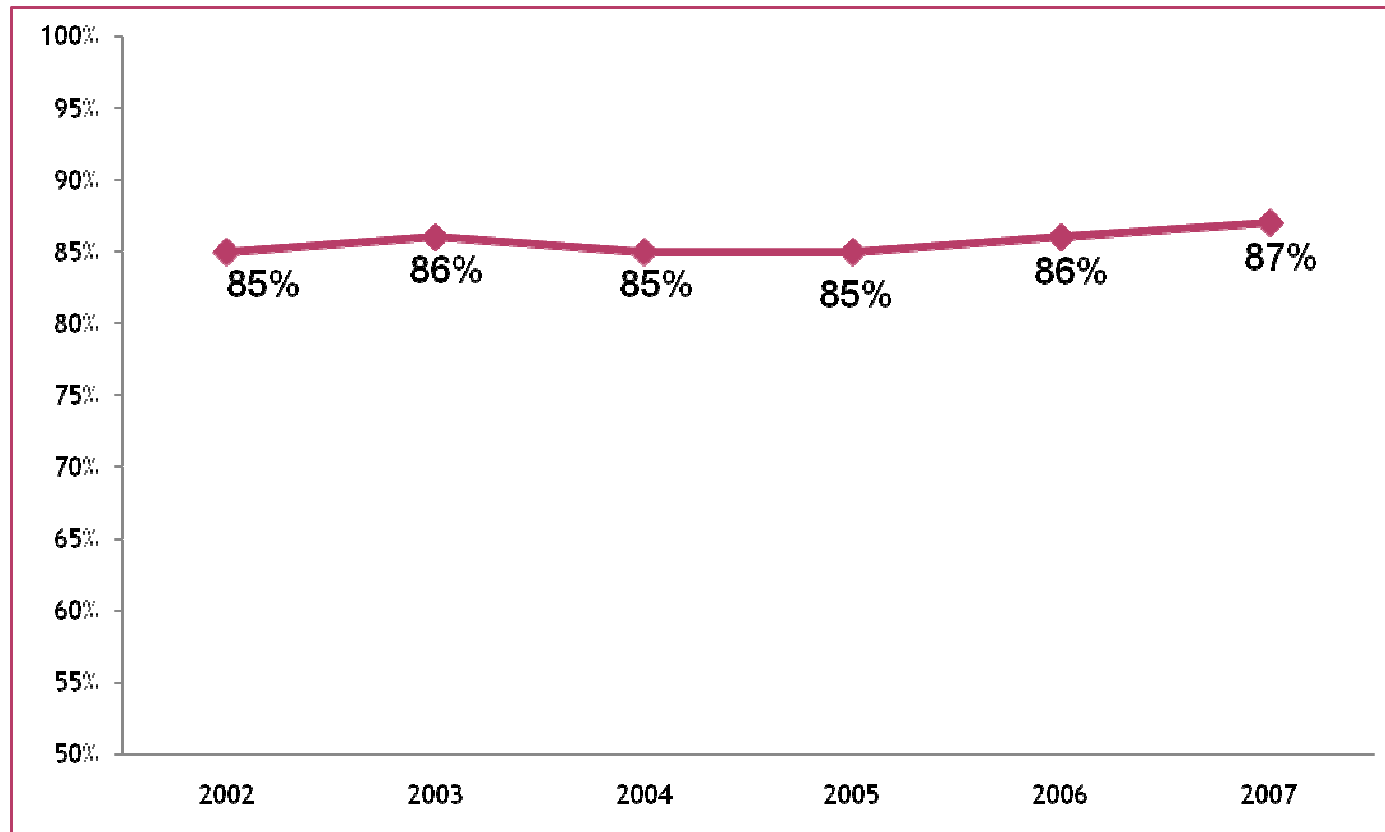
College attendance has increased over 5 years for all racial groups

## Percentage of Graduates Who Attended College Within One Year by FARMS Status



College attendance within one year has increased for FARMS and Non-FARMS Students

## Percent of Students Enrolled in College Who Returned for a Second Year (Freshman to Sophomore Retention)



BCPS Graduates have high college retention rates



# TOP 5 LOCAL COLLEGES

1. Community College of Baltimore County
2. Towson University
3. University of Maryland-College Park
4. University of Maryland-Baltimore County
5. Stevenson University

# TOP 5 OUT OF STATE COLLEGES

1. York College of Pennsylvania
2. University of Delaware
3. West Virginia University
4. Pennsylvania State University
5. Virginia Polytechnic Institute and State University

# WHAT IS MARYLAND SCHOLARS?

- ◉ Designation given by the Maryland Business Roundtable
- ◉ Definitions of Scholars provided by the Maryland Business Roundtable are:
  - 4 English, 3 math (algebra 1, geometry, algebra 2),
  - 3 lab science (biology, chemistry, physics), 3 social studies (U.S. History, world history, government),
  - 2 foreign language (same language),
  - and a GPA of at least 2.5 (honors at least 3.5)

# RESULTS

- ◉ About 50 % of 2009 graduates qualified as Maryland Scholars.
- ◉ More than half of White and Asian graduates and one-third of African Americans were Maryland scholars.
- ◉ Females had a higher percentage of Maryland Scholars than males.
- ◉ Freshmen in 2008-09, the class of 2012, are well on the way to meeting and exceeding the course requirements to become Maryland Scholars.
- ◉ BCPS graduates and all sub-groups had a higher percentage of scholars and “budding” scholars than the previous year.

## IN SUMMARY

1. BCPS graduates are attending college at high rates.
2. College attendance rates have increased for all racial groups over 5 years.
3. College attendance rates have increased for FARMS and Non-FARMS students over 5 years.
4. Maryland Scholars results are a testament to success on Blueprint for Progress Goals 1 and 5.
5. BCPS college attendance results are evidence to successful outcomes on Goal 5.3 of the Blueprint for Progress.
6. College attendance results **from two independent sources** demonstrate success in the BCPS vision, mission, and Blueprint for Progress goals.